



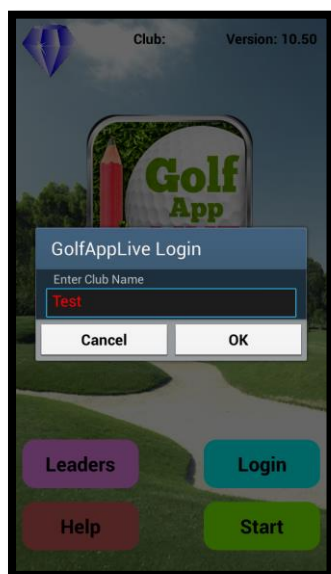
GolfAppLive Quick Setup Guide

GolfAppLive is designed to capture players' scores around the course on smart phones or tablets so that a "live" leaderboard can be provided - on the smart phone or tablet and back in the clubhouse on big TV screens. It's simple to use for participants irrespective of their technical experience.

Download the Application

Download the Application from the store on your device by searching for "golfapplive" (Apple, Google, Blackberry or Amazon). Once installed, click the icon on the device's screen.

Login for your competition



The competition organiser will give you two codes to login. First will be the Club Name, the second will be the passcode. Enter these two codes by pressing the Login button.


Entry screen

Normally this will be the first screen shown when the application starts.

Click **Help** to display the **Help Screen**.

Click **Leaders** to display the current competition's Leaderboard.

Click **Start** to continue to the score entry screens.



Score Entry Screens

From this screen, you can enter scores for each player in this group. Click on the Buttons showing "Enter Score" to access the Pop-up Keypad.

You can also access the current **Leaderboard Screen** by clicking the **Leaderboard** button.

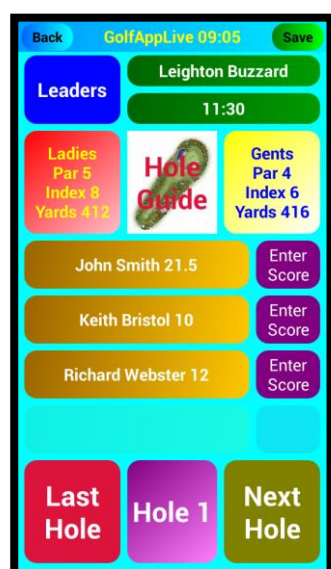
Clicking any of the players' names will also show the **Overview Screen**.

Click the **Hole Guide Button** to access the **Hole Guide Screen**.

Click either of the **Yardage Buttons** to display the **Course Overview Screen**.

Click **Next Hole** to advance to the next hole, once all scores have been entered for this group.

Click **Last Hole** to return to the previous hole to review scores entered.



This screen also shows you the current hole number, player's names, playing handicap and Team Name (in brackets).

It shows details about the Gents and Ladies tees and details of the course and tee time.



GolfAppLive Quick Setup Guide

“Nearest the Pin” and “Longest Drive” holes are highlighted, when displayed. Timings are recorded for each hole completed. A warning of slow play is shown in the title bar - if the group gets behind an expected pace.

Hole	Par	Index	Distance
1	4	6	Yards 416
2	3	14	Yards 166
3	4	18	Yards 255
4	4	10	Yards 357
5	5	2	Yards 546
6	4	4	Yards 339
7	5	12	Yards 477
8	4	8	Yards 374
9	3	16	Yards 175
10	4	7	Yards 301
11	3	15	Yards 167
12	5	11	Yards 477
13	4	1	Yards 453
14	3	17	Yards 149
15	4	5	Yards 385
16	4	3	Yards 353
17	4	13	Yards 242
18	4	9	Yards 332
Total	71		Yards 5964

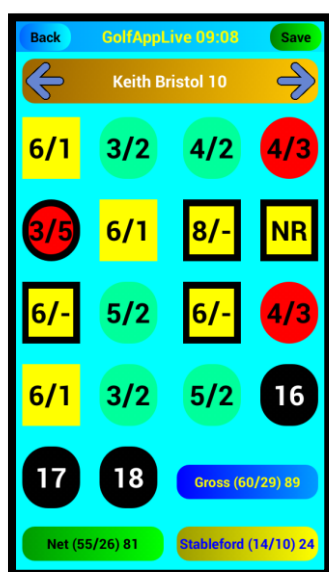
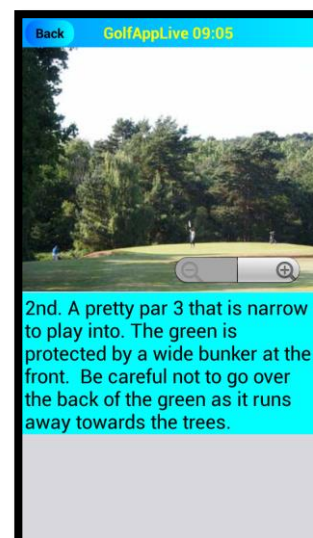
Information Screens

Further information is available to the user during a round:

Course guide and course card screens.

Each hole will have:

- A quick overview and image to advise the user how to play this hole.
- A view of the course’s card with par, index and yardage for both the men’s and women’s tee.



Score overview and leaderboard screens

The overview screen can be used to enter, review or correct each player’s score at the end of their round.

Click the **Gross**, **Net** or **Stableford** buttons to show the scores in the selected format.

Click Save to update the selected player’s score to the Web server.

Select a different player using the arrows on the **tab bar** at the top (if required)

The user can also review the current competition’s leaderboard(s) at any time.

Select which leaderboard you wish to view from the drop down selection at the top of the screen.

These Leaderboards can also be shared via Social Media sites or Emailed

Player	Hcp	Team	Round 1	F9	B9
1 Graham Audis	10.3	GolfAppLive	91	47	44
2 John Clark	8.9	Sapphire	92	49	43
3 Geoff Baker	13	Sapphire	94	49	45
4 Ray Roader	13.6	GolfAppLive	96	45	51

LiveAppStudio Inc.
 5610 Scotts Valley Drive
 Suite B501
 Scotts Valley 95066